



Portfolio performance at 02.04.2019

Account number	978073
Account owner	
Valuated in	EUR
Performance period	From 01.01.2019 to 02.04.2019

Table of contents	Page
1. Overview	2
2. Asset allocation	4
3. Information	6

1. Overview

Evolution of fortune in EUR

	EUR
Evaluation on 02.04.2019	549'289.15
Evaluation on 01.01.2019	461'482.86
Variation assets	87'806.29
Absolute performance	87'806.29
Performance MWR	19.03 %
Performance TWR	19.03 %

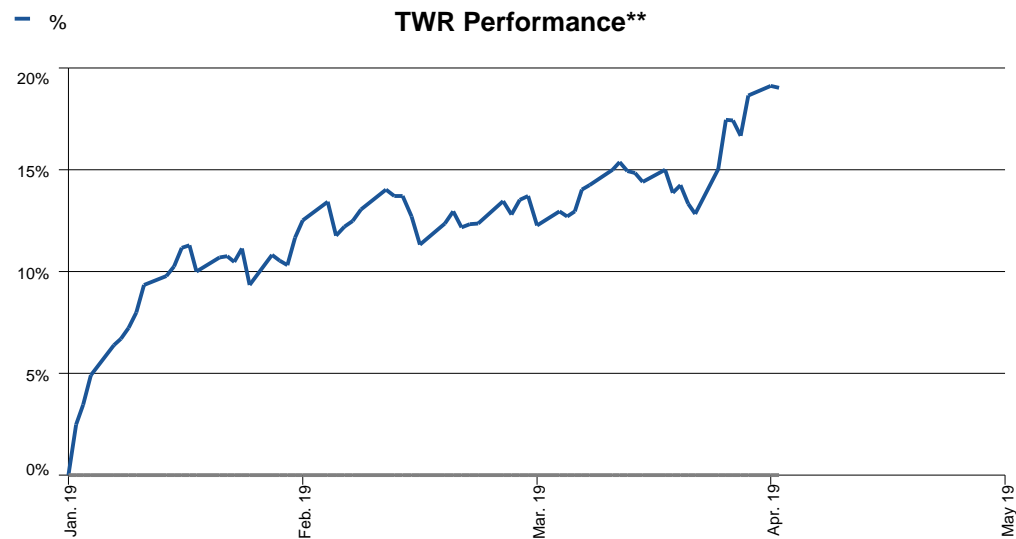
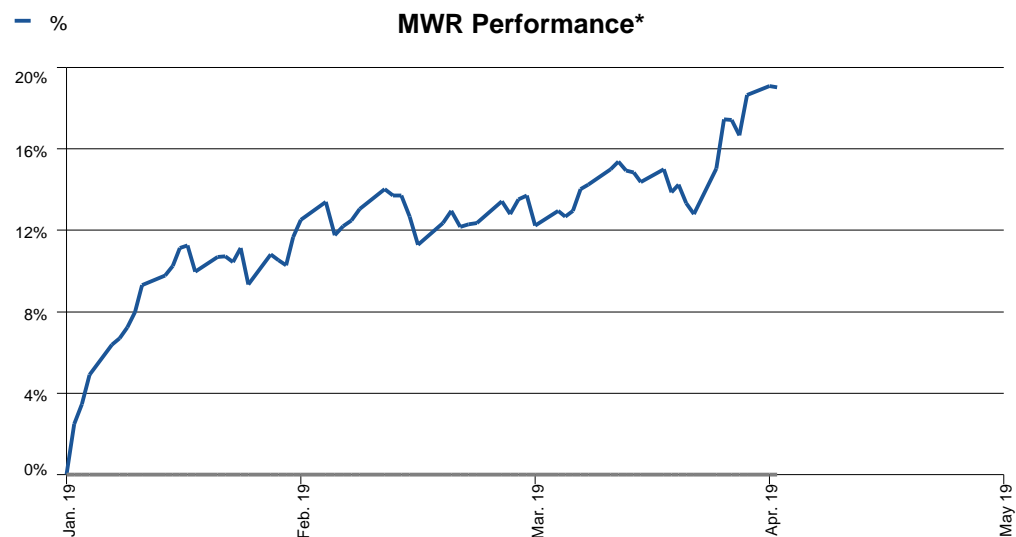
MWR

* The Money-Weighted Rate of Return (Modified Dietz) measures the performance of your portfolio, taking into account the incoming and outgoing funds.

The influence of these funds is evaluated in regard to the number of days on which they have been influencing the portfolio. This approach is closer to the concept of absolute return than any other method of calculation.

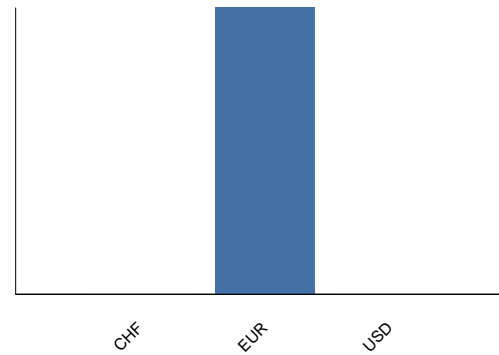
TWR

** Time-Weighted Rate of Return is a measure of the compound rate of growth in a portfolio. The effect of varying assets in and outflows is eliminated by assuming a single investment at the beginning of a period and measuring the profit or loss of market value to the end of that period.



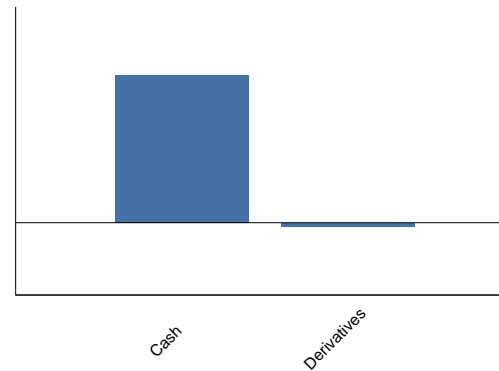
Currency allocation

	EUR	%
CHF	0.04	0.00
EUR	548'714.28	99.90
USD	574.83	0.10
Total	549'289.15	100.00



Asset allocation

	EUR	%
Cash	563'949.15	102.67
Derivatives	-14'660.00	-2.67
Total	549'289.15	100.00



2. Asset allocation

Cash

Currency	Reference	Description	Value	Exchange rate	Valuation in EUR	%
CHF	97807300	Current Account in CHF	0.04	0.89414	0.04	0.00
EUR	97807302	Current Account in EUR	563'374.28	1.00000	563'374.28	102.56
USD	97807301	Current Account in USD	644.06	0.89251	574.83	0.10
Total cash					563'949.15	102.67

Derivatives in EUR

Quantity	Security	ISIN	Average price	Market Price	Price date	Valuation in EUR	%
-5	OES2 APR/19-C 3500 10	1OES2DJ002P8	1.500	0.800	02.04.2019	-40.00	-0.01
-40	OES1 APR/19-P 3025 10	1OES1PJ002C1	1.040	0.100	02.04.2019	-40.00	-0.01
-55	OES1 APR/19-P 2975 10	1OES1PJ002AN	0.950	0.100	02.04.2019	-55.00	-0.01
-55	OES1 APR/19-P 3075 10	1OES1PJ002DF	1.650	0.100	02.04.2019	-55.00	-0.01
-95	OESX APR/19-P 2675 10	1OESXPJ0022B	1.580	0.100	02.04.2019	-95.00	-0.02
-100	OES1 APR/19-P 3050 10	1OES1PJ002CQ	1.510	0.100	02.04.2019	-100.00	-0.02
-10	OES2 APR/19-C 3475 10	1OES2DJ002OJ	0.700	2.300	02.04.2019	-230.00	-0.04
-200	OESX APR/19-P 2775 10	1OESXPJ00253	2.020	0.200	02.04.2019	-400.00	-0.07
-15	OESX MAY/19-C 3550 10	1OESXEJ002QM	1.600	3.500	02.04.2019	-525.00	-0.10
-230	OESX APR/19-P 2875 10	1OESXPJ0027V	2.640	0.300	02.04.2019	-690.00	-0.13
-100	OESX MAY/19-P 2575 10	1OESXQJ001ZJ	2.120	1.000	02.04.2019	-1'000.00	-0.18
-95	OESX MAY/19-P 2675 10	1OESXQJ0022B	2.940	1.300	02.04.2019	-1'235.00	-0.22
-30	OESX APR/19-C 3475 10	1OESXDJ002OJ	1.670	4.200	02.04.2019	-1'260.00	-0.23
-20	OES2 APR/19-C 3450 10	1OES2DJ002NU	1.550	6.300	02.04.2019	-1'260.00	-0.23
-80	OESX MAY/19-P 2775 10	1OESXQJ00253	4.020	2.000	02.04.2019	-1'600.00	-0.29
-230	OESX APR/19-P 2975 10	1OESXPJ002AN	2.930	0.700	02.04.2019	-1'610.00	-0.29
-95	OESX APR/19-C 3500 10	1OESXDJ002P8	1.940	1.700	02.04.2019	-1'615.00	-0.29
-30	OESX APR/19-C 3450 10	1OESXDJ002NU	2.760	9.500	02.04.2019	-2'850.00	-0.52

Quantity	Security	ISIN	Average price	Market Price	Price date	Valuation in EUR	%
Total derivatives in EUR						-14'660.00	-2.67
TOTAL FORTUNE IN EUR						549'289.15	

3. Information

Important

This document is produced for information purposes only and is for the exclusive use of the recipient. No guarantee is provided by our bank regarding the reliability and completeness of this document, and no liability is accepted for any damages that might arise from its use. In accordance with the General Terms and Conditions of our bank, please check this document carefully and advise our Customer Care of any discrepancies within one month. Once this period has expired, the document will be deemed accepted.

We draw your attention to the fact that some changes in market trends are likely as a consequence of using a last paid price to value a share. The value of your securities mentioned in this document may therefore not correspond to the real value of such securities (over or under estimation possible).

Price = 0

There may be two reasons why the price of a share is quoted as 0. Either the share is now worthless or we have been unable to ascertain a significant price for the share in question. If you have any questions, please contact our Customer Care.

Currency rates

The following exchange rates were used for this portfolio evaluation:

CHF 1 = EUR 0.89414

USD 1 = EUR 0.89251

Distribution fees

Within the framework of its financial product distribution activities and within the context of carrying out asset management mandates in connection with ePrivate Banking accounts, **Swissquote Bank Ltd** («Swissquote») shall periodically receive, and retain, distribution fees or other retrocessions from certain promoters or issuers of financial products.

Please read the information note on distribution fees and other retrocessions, which you will find on our website www.swissquote.ch, under «Support» > «Fees and conditions» > «Distribution fees and other retrocessions», which contains detailed information on the subject. This note may be amended at any time to reflect changing circumstances and forms an integral part of your contractual relationship with Swissquote.

In accordance with Article 37 of our General Terms and Conditions, you will be deemed to have waived the right to the refund of distribution fees and other types of retrocessions that Swissquote shall receive in future.